

# Responding to the data demand for the SDGs monitoring – Use of new technology for data sharing in Rwanda



**Dominique HABIMANA**

Director,

Statistical Methods, Research and Publication Unit

National Institute of Statistics of Rwanda

Panel 4: Producing data for the SDGs national monitoring

Event: The development of an indicator framework for the post-2015 development agenda: Towards a nationally owned monitoring system for the SDGs

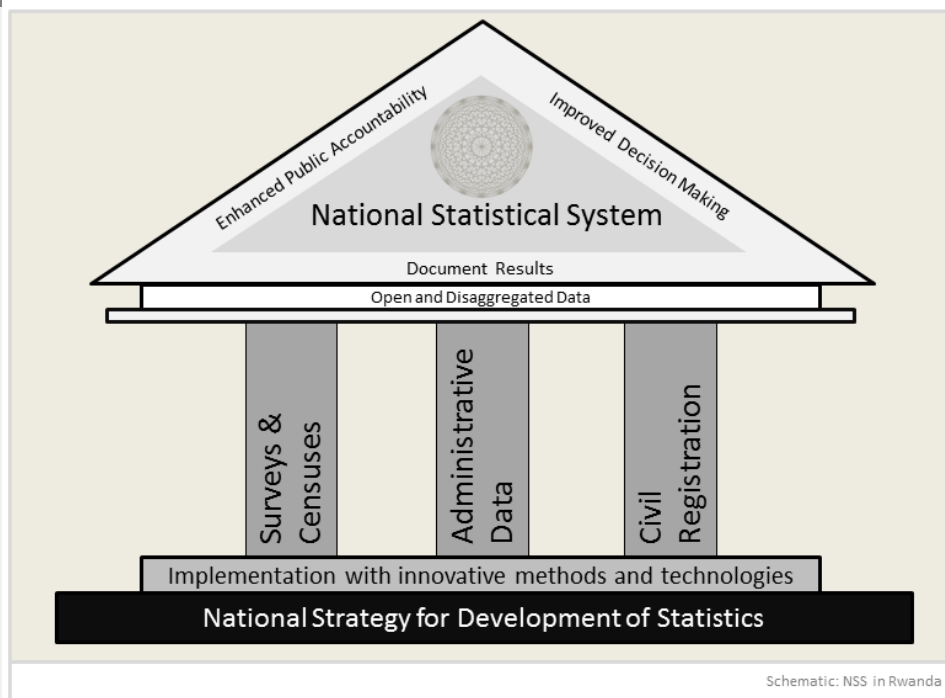
27 February 2015

@ The United Nations Headquarters | A side event to the 46<sup>th</sup> session of the United Nations Statistical Commission

# Setting the stage:

# Vision

A strengthened, well-coordinated and flexible NSS (National Statistical System) that is positioned to face the challenges and needs for data/statistics of Rwanda, including the emerging post-2015 development agenda.




# NSS

National Statistical System

# Strategy

Comprehensive strategy for the development of statistics within NSS comprising NISR and other institutions in Rwanda that jointly collect, process and disseminates official statistics on behalf of Govt.



## NSDS

National Strategy for the Development of Statistics

# Data sharing:

# Digital

MOSTLY WEB BASED

WWW.STATISTICS.GOV.RW

The screenshot displays the website of the National Institute of Statistics of Rwanda (NISR). The main heading is "The Fourth Population and Housing Census, Rwanda, 2012". Below this, there are several key statistics presented in a grid format:

- Total Population: 11.0 million
- Population projections in 2012: 16.9 million
- Population density: 434 per sq. km
- Population living in urban areas: 17%
- Life expectancy at birth: 64.5 years
- Life expectancy at birth: 66.2 years
- Life expectancy at birth: 62.6 years
- Access to electricity (households): 18%
- Unemployment rate: 3.4%
- Household in possession of land: 64%
- Household in possession of land (improved): 54%
- Childless and subfertility (households): 49%

Below the statistics, there are sections for "What's new" (including articles on GDP growth, population reports, and surveys), "Consumer Price Index (CPI) December 2014" (with a line chart showing trends), "Selected statistics" (a table of key indicators like GDP, life expectancy, and population), "Related articles" (text-based news items), and "NISR on Twitter" (social media links and recent tweets).

At the bottom of the page, there is a footer with the text: "© National Institute of Statistics of Rwanda, 2012" and "This website is a free information service. It is not intended to be used for legal or financial purposes. The Institute is not responsible for any loss or damage caused by the use of this website." The date "Last update: Saturday, January 10, 2015" is also visible.

# Conditions

[WWW.STATISTICS.GOV.RW](http://WWW.STATISTICS.GOV.RW)

- FREE ~~(\$)~~
- MACHINE  
READABLE
- FREE TO RE-USE  
(FOR PROFITS OR  
OTHERWISE)

# Types of data

- MICRODATA
- METADATA
- INDICATOR DATA
- GEO-DATA

**[WWW.STATISTICS.GOV.RW](http://WWW.STATISTICS.GOV.RW)**

# Dissemination:

# Technology

**Drupal**  
(Website)

**NADA**  
(Microdata)

**DevInfo**  
(Indicators)

**Prognoz**  
(Timeseries)

**SDMX Registry**  
Sdmx.statistics.gov.rw

**Stat Alert**  
(Mobile)

- PDF
- DATABASE
- SPREADSHEET
- SDMX
- API
- MOBILE/TEXT
- DDI

# Dissemination:

# Technology

**Drupal**  
(Website)

**NADA**  
(Microdata)

**DevInfo**  
(Indicators)

**Prognoz**  
(Timeseries)

**SDMX Registry**  
Sdmx.statistics.gov.rw

**Stat Alert**  
(Mobile)

- PDF
- DATABASE
- SPREADSHEET
- **SDMX**
- **API**
- **MOBILE/TEXT**
- DDI

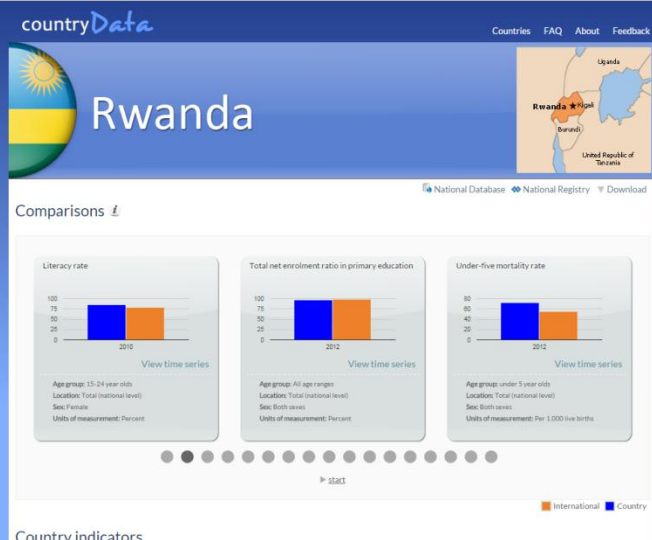


# Highlights:

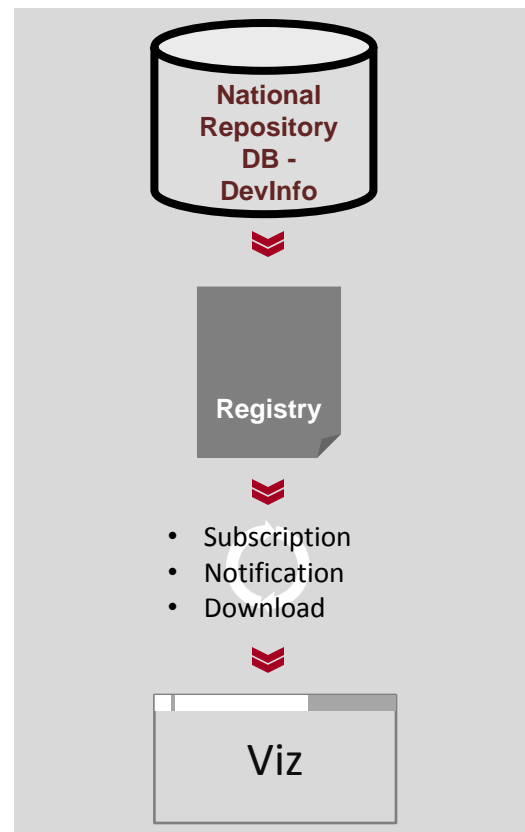
# SDMX

Statistical Data & Metadata eXchange

## UNSD CountryData Portal



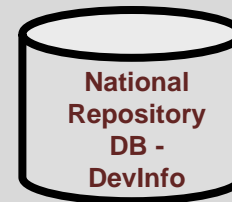
## National Statistical Office



# API

Application Program Interface

National Statistical Office



<http://www.devinfo.statistics.gov.rw/di7web/libraries/ws/REST/1/en/JSON/ALL/ALL/ALL/445a897c-d57f-4c1c-a30b-726f8713b0bd/PERCENT/RURAL>

API

```
{"Data":[{"lang":"en","Observation":{"ID":"445a897c-d57f-4c1c-a30b-726f8713b0bd","Name":"Sex ratio"},"UNIT":{"id":"PERCENT","name":"Percent"},"SUBGROUP":{"id":"RURAL","value":"Rural"},"AREA":{"id":"AFRRWA","value":"Rwanda"},"SOURCE":"NISR_Fourth Population and Housing Census, Rwanda_2014","DENOMINATOR":"0","FOOTNOTES":"","TIME_PERIOD":"2012","OBS_VALUE":"90.6"}]}
```



Viz

Government Command Center



# SMS

## Stat Alert



# Scale-up:

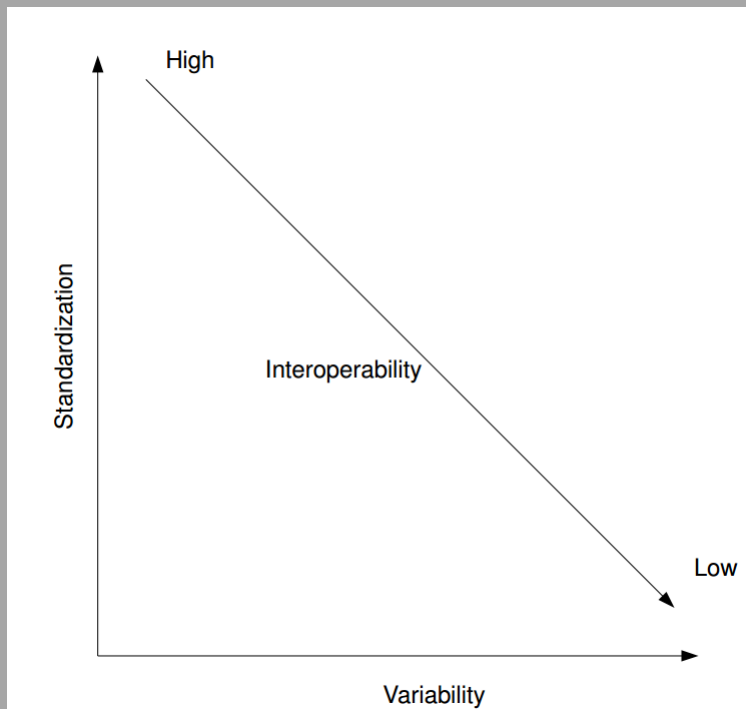
# Challenges

## SDG Goal 17

“...To monitor the SDGs, it will be important to improve the availability of and access to data and statistics...”

- Existing reporting obligations (Size)
- Current reporting solutions (Complexity)
- Tools focus (Standards)

# SDG Reporting



- Nationally owned monitoring system
- Open
- Demand led
- Automated (end-to-end)
- Standards based

Thank you!



**Dominique HABIMANA**

Director,

Statistical Methods, Research and Publication Unit

National Institute of Statistics of Rwanda

[dominique.habimana@statistics.gov.rw](mailto:dominique.habimana@statistics.gov.rw)